

[IDOE HOME](#)**Search School and Corporation Reports**

Search

[Advanced Search](#)
[State Report](#)*Where we are and where we are heading.***South Harrison Com Schools (3190)**315 S Harrison Dr
Corydon, IN 47112-8417
Phone: (812) 738-2168 Fax: (812) 738-2158
[Corporation Homepage](#)Superintendent: Dr Mark Eastridge
eastridgem@shcsc.k12.in.us
Number of schools in corporation: 8

Harrison County

Schools in South Harrison Com Schools ▼

[Overview](#) [Enrollment & Attendance](#) [Student Performance](#) [Accountability](#) [School Personnel](#)
[Historical Report Card](#) [Report Card](#) [Federal Report Card](#) [Annual Performance Report](#)**Report Card**Year:

2017-2018 Report Card

B

South Harrison Com Schools

South Harrison Com Schools received a B as its final letter grade for school accountability.

Letter Grade**Overall Summary**

	Points	Weight	Weighted Points
Performance Domain Grades 3-8	68.30	0.309	21.10
Performance Domain Grade 10	58.40	0.076	4.44
Growth Domain Grade 4-8	100.10	0.309	30.93
Growth Domain Grade 9-12	113.10	0.076	8.60
Multiple Measures Domain Grade 12	100.30	0.229	22.97
Overall points			88.0
Overall grade			B

Performance Domain

Elementary - Mathematics66.0% of students passed the assessment.
This rate is **above** the state average.
99.7% of students participated in the assessment.**High School - Mathematics**48.7% of students passed the assessment.
This rate is **above** the state average.
99.2% of students participated in the assessment.**Elementary - English/Language Arts**70.6% of students passed the assessment.
This rate is **above** the state average.
99.8% of students participated in the assessment.**High School - English/Language Arts**68.1% of students passed the assessment.
This rate is **above** the state average.
99.2% of students participated in the assessment.

Growth Domain

A school's letter grade may increase, decrease, or remain the same based on student improvement.

Elementary - Mathematics100.7 points for Top 75% Growth
102.9 points for Bottom 25% Growth**Elementary - English/Language Arts**93.9 points for Top 75% Growth
102.6 points for Bottom 25% Growth.
98.3 points for Growth

101.8 points for Growth

High School - Mathematics

112.2 points for Top 75% Growth
 101.9 points for Bottom 25% Growth
 107.1 points for Growth
 0.7 points bonus for 10th-12th Grade Improvement
 107.8 points for Overall Growth

High School - English/Language Arts

115.9 points for Top 75% Growth
 118.2 points for Bottom 25% Growth.
 117.1 points for Growth
 1.2 points bonus for 10th-12th Grade Improvement
 118.3 points for Overall Growth

Multiple Measures Domain

Graduation Rate

95.0% of students graduated within 4 years.
 100 points awarded for 4 year graduation rate
 92.8% of the students graduated within 5 years
 0.50 points awarded is awarded for 5 year graduation rate

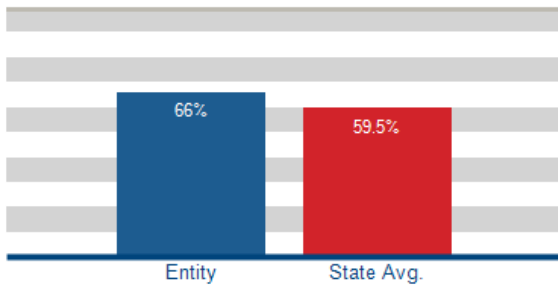
College & Career Readiness (CCR)

63.2% of students achieved CCR.
 100.00 points awarded for CCR.

Student Performance (3rd - 8th Grade)

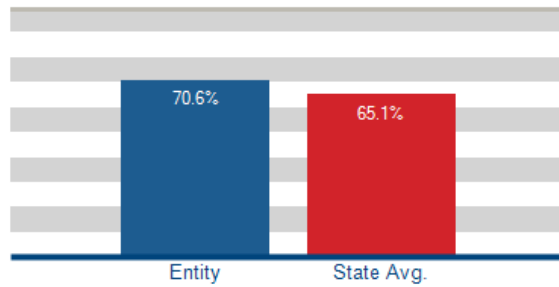
Mathematics

Percent Passing



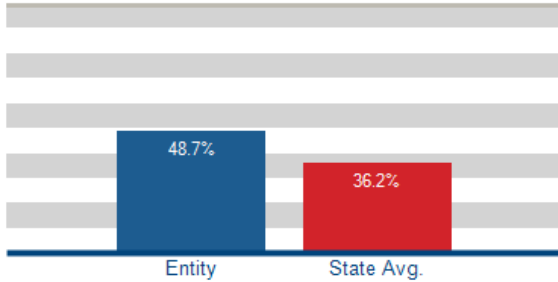
English/Language Arts

Percent Passing

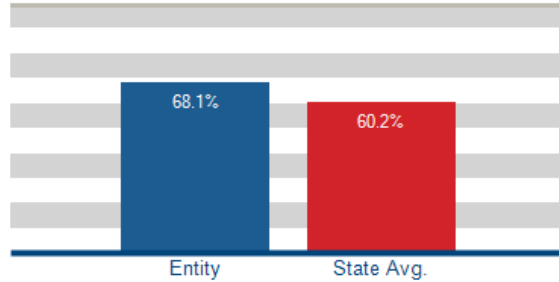


Student Performance (9th - 12th Grade)

Algebra I End-of-Course Assessment (ECA)

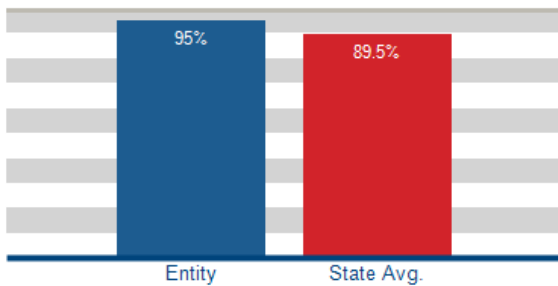


English 10 End-of-Course Assessment (ECA)



Graduation Rate

% of On-Time Graduates



College & Career Readiness

% of AP, IB, Dual Credit, or Industry Certification student success

