

## Search School and Corporation Reports


[Advanced Search](#)  
[State Report](#)

Where we are and where we are heading.

## South Central Jr &amp; Sr High School (2670)

6675 E Hwy 11 SE  
 Elizabeth, IN 47117-9426  
 Phone: (812) 969-2941 Fax: (812) 969-3019  
[School Homepage](#)

Principal: Mr Mark Black  
[blackm@shcsc.k12.in.us](mailto:blackm@shcsc.k12.in.us)  
 Grade Levels 06 - 12  
 Accreditation Status: State Accreditation

Harrison County  
[South Harrison Com Schools \(3190\)](#)



[Overview](#) [Enrollment & Attendance](#) [Student Performance](#) [Accountability](#) [School Personnel](#)  
[Historical Report Card](#) [Report Card](#) [Federal Report Card](#) [Annual Performance Report](#)

## Report Card

Year: 

## 2017-2018 Report Card

C

## South Central Jr &amp; Sr High School

South Central Jr &amp; Sr High School received a C as its final letter grade for school accountability.

## Letter Grade

## Overall Summary

	Points	Weight	Weighted Points
Performance Domain Grades 3-8	53.10	0.217	11.52
Performance Domain Grade 10	42.40	0.113	4.79
Growth Domain Grade 4-8	71.50	0.217	15.52
Growth Domain Grade 9-12	108.40	0.113	12.25
Multiple Measures Domain Grade 12	100.00	0.340	34.00
Overall points			78.1
Overall grade			C

## Performance Domain

## Elementary - Mathematics

47.7% of students passed the assessment.  
 This rate is **below** the state average.  
 100.0% of students participated in the assessment.

## High School - Mathematics

23.7% of students passed the assessment.  
 This rate is **below** the state average.  
 100.0% of students participated in the assessment.

## Elementary - English/Language Arts

58.4% of students passed the assessment.  
 This rate is **below** the state average.  
 100.0% of students participated in the assessment.

## High School - English/Language Arts

61.0% of students passed the assessment.  
 This rate is **above** the state average.  
 100.0% of students participated in the assessment.

## Growth Domain

A school's letter grade may increase, decrease, or remain the same based on student improvement.

## Elementary - Mathematics

61.8 points for Top 75% Growth  
 68.2 points for Bottom 25% Growth

## Elementary - English/Language Arts

76.8 points for Top 75% Growth  
 78.9 points for Bottom 25% Growth.  
 77.9 points for Growth

65 points for Growth

**High School - Mathematics**

95.3 points for Top 75% Growth  
 96.4 points for Bottom 25% Growth  
 95.9 points for Growth  
 0.7 points bonus for 10th-12th Grade Improvement  
 96.6 points for Overall Growth

**High School - English/Language Arts**

122.1 points for Top 75% Growth  
 116.1 points for Bottom 25% Growth.  
 119.1 points for Growth  
 1.1 points bonus for 10th-12th Grade Improvement  
 120.2 points for Overall Growth

**Multiple Measures Domain**

**Graduation Rate**

95.7% of students graduated within 4 years.  
 100 points awarded for 4 year graduation rate  
 91.3% of the students graduated within 5 years  
 0.00 points awarded is awarded for 5 year graduation rate

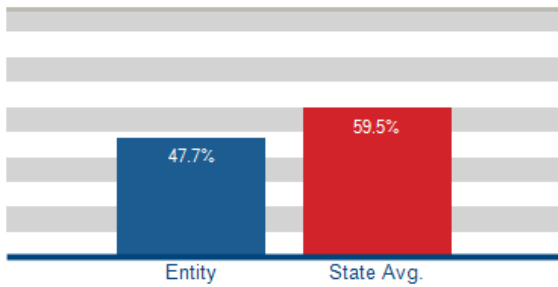
**College & Career Readiness (CCR)**

72.7% of students achieved CCR.  
 100.00 points awarded for CCR.

**Student Performance (3rd - 8th Grade)**

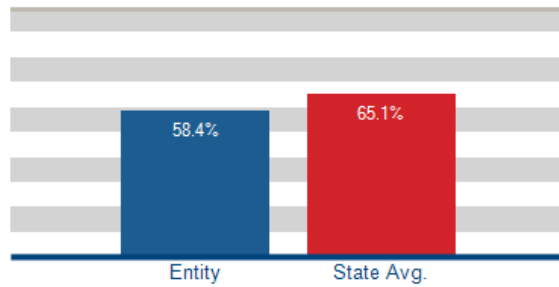
**Mathematics**

Percent Passing



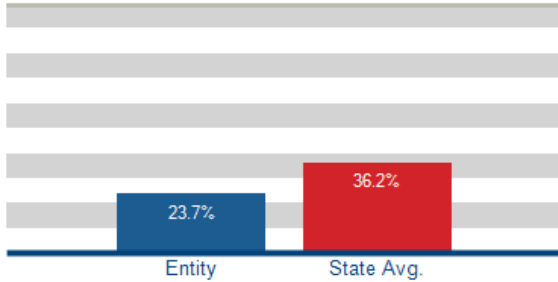
**English/Language Arts**

Percent Passing

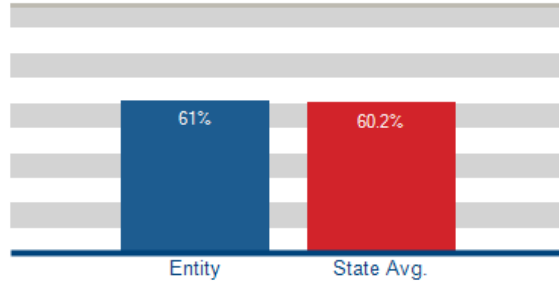


**Student Performance (9th - 12th Grade)**

**Algebra I End-of-Course Assessment (ECA)**

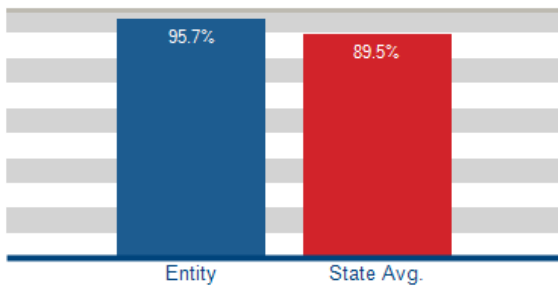


**English 10 End-of-Course Assessment (ECA)**



**Graduation Rate**

% of On-Time Graduates



**College & Career Readiness**

% of AP, IB, Dual Credit, or Industry Certification student success

