

Search School and Corporation Reports

Search

[Advanced Search](#)
[State Report](#)*Where we are and where we are heading.*

Corydon Central High School (2640)

375 Country Club Rd
Corydon, IN 47112-8407
Phone: (812) 738-4181 Fax: (812) 738-1145
[School Homepage](#)

Principal: Mr Keith Marshall
marshk@shcsc.k12.in.us
Grade Levels 09 - 12
Accreditation Status: State Accreditation

Harrison County
[South Harrison Com Schools \(3190\)](#)

Other Schools in South Harrison Com Schools ▼



[Overview](#) [Enrollment & Attendance](#) [Student Performance](#) [Accountability](#) [School Personnel](#)
[Historical Report Card](#) [Report Card](#) [Federal Report Card](#) [Annual Performance Report](#)

Report Card

Year: ▼

2017-2018 Report Card

A

Corydon Central High School

Corydon Central High School received an "A" as its final letter grade for school accountability.

Letter Grade

Overall Summary

| | Points | Weight | Weighted Points |
|-----------------------------------|--------|--------|-----------------|
| Performance Domain Grades 3-8 | 0.00 | 0.000 | 0.00 |
| Performance Domain Grade 10 | 63.90 | 0.200 | 12.78 |
| Growth Domain Grade 4-8 | 0.00 | 0.000 | 0.00 |
| Growth Domain Grade 9-12 | 114.70 | 0.200 | 22.94 |
| Multiple Measures Domain Grade 12 | 100.30 | 0.600 | 60.18 |
| Overall points | | | 95.9 |
| Overall grade | | | A |

Performance Domain

Elementary - Mathematics

0 of students passed the assessment.
This rate is the state average.
of students participated in the assessment.

High School - Mathematics

57.2% of students passed the assessment.
This rate is **above** the state average.
98.9% of students participated in the assessment.

Elementary - English/Language Arts

0 of students passed the assessment.
This rate is the state average.
of students participated in the assessment.

High School - English/Language Arts

70.5% of students passed the assessment.
This rate is **above** the state average.
98.9% of students participated in the assessment.

Performance Domain

Mathematics

57.2% of students passed the assessment.
This rate is **above** the state average.
98.9% of students participated in the assessment.

English/Language Arts

70.5% of students passed the assessment.
This rate is **above** the state average.
98.9% of students participated in the assessment.

Growth Domain

A school's letter grade may increase, decrease, or remain the same based on student improvement.

Mathematics

118.5 points for Top 75% Growth
 103.8 points for Bottom 25% Growth
 111.2 points for Growth
 0.7 points bonus for 10th-12th Grade Improvement
 111.9 points for Overall Growth

Elementary - Mathematics

points for Top 75% Growth
 points for Bottom 25% Growth
 points for Growth

High School - Mathematics

points for Top 75% Growth
 points for Bottom 25% Growth
 points for Growth
 0.7 points bonus for 10th-12th Grade Improvement
 111.9 points for Overall Growth

English/Language Arts

113.7 points for Top 75% Growth
 118.9 points for Bottom 25% Growth.
 116.3 points for Growth
 1.2 points bonus for 10th-12th Grade Improvement
 117.5 points for Overall Growth

Elementary - English/Language Arts

points for Top 75% Growth
 points for Bottom 25% Growth.
 points for Growth

High School - English/Language Arts

points for Top 75% Growth
 points for Bottom 25% Growth.
 points for Growth
 1.2 points bonus for 10th-12th Grade Improvement
 117.5 points for Overall Growth

Multiple Measures Domain

Graduation Rate

94.8% of students graduated within 4 years.
 100 points awarded for 4 year graduation rate
 93.1% of the students graduated within 5 years
 0.50 points awarded is awarded for 5 year graduation rate

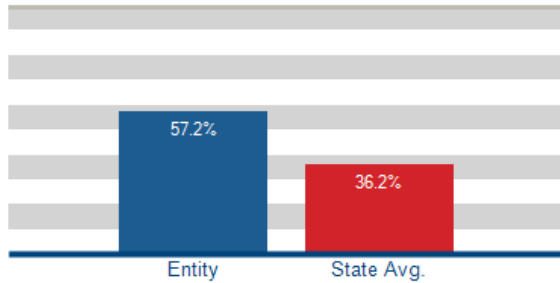
College & Career Readiness (CCR)

60.6% of students achieved CCR.
 100.00 points awarded for CCR.

Student Performance

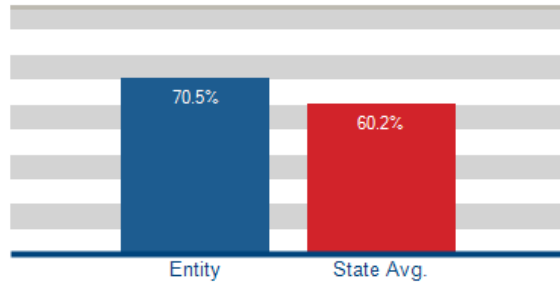
Mathematics

Percent Passing



English/Language Arts

Percent Passing



Student Performance (3rd - 8th Grade)

Mathematics

Percent Passing

English/Language Arts

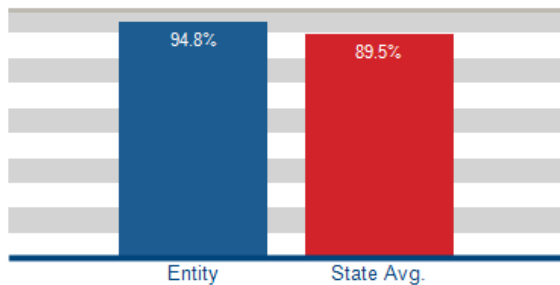
Percent Passing

Student Performance (9th - 12th Grade)

Algebra I End-of-Course Assessment (ECA)

Graduation Rate

% of On-Time Graduates



English 10 End-of-Course Assessment (ECA)

College & Career Readiness

% of AP, IB, Dual Credit, or Industry Certification student success

